



Lake Forest School District 67

Search District 67

- Contact Us
- Photo Gallery
- Videos

DISTRICT HOME

SCHOOLS

SCHOOL BOARD

PARENTS

STAFF

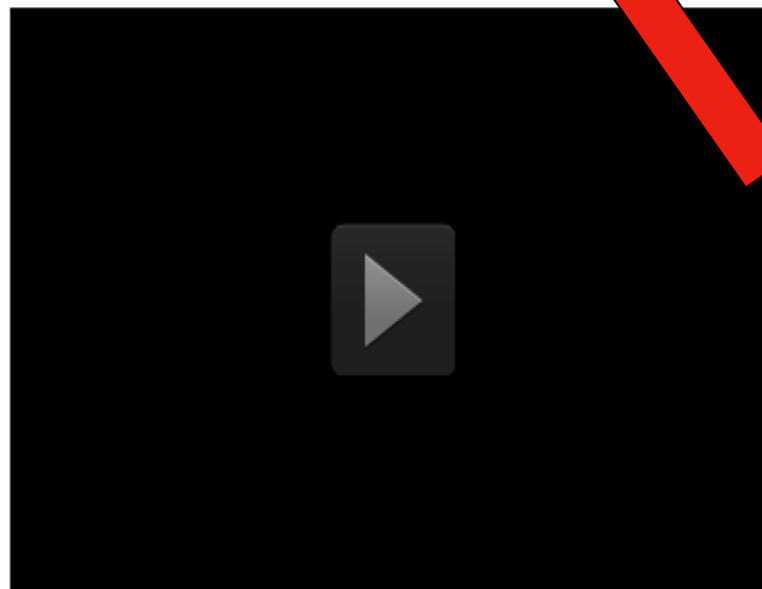
STUDENTS

DISTRICT HOME

- About District 67 »
- Administration
- APT »
- Curriculum »
- Communications
- Community »
- Directory
- Finances
- Human Resources
- Mandarin Immersion
- Programs & Services »
- Spirit of 67
- 21st Century Learning

▼ QUICK LINKS

District 67 Character Traits: Teamwork • Caring • Honesty/Integrity • Respect, Responsibility



A few of our elementary students enjoying the start of school

Upcoming Events



[All School/District Calendar](#)

[Facility Use Calendar](#)



Quick View Calendar

(Click one of the links above for a complete view of district and school events.)

Tuesday, September 18

1am-1am [MAP Testing Grades 2-8](#)

In The News



Introducing mySchoolBucks!

The new online payment service for Quest Food Services is up and running. You can now go directly to the new site (mySchoolBucks.com) to access your account.

Important Information

**Registration and Fees...
School Supplies...
Enrollment Information...**

[Click here](#)

District Dashboard



Lake Forest School District 67

Search District 67

Contact Us

DISTRICT HOME

SCHOOLS

SCHOOL BOARD

PARENTS

STAFF

STUDENTS

PARENTS

Calendar
Curriculum
Edline
Food Services
Instant Alert
Pay Fees
PowerSchool Parent
Programs & Services
Transportation

▼ QUICK LINKS

Information for Parents

Parent Programs

The district and APT offer many informative and educational opportunities for parents throughout the year. We provide community organizations, such as LEAD, LDA, and NSSED also offer programs for parents.

Information regarding district, APT and community programs can be found in the weekly mail announcements from each schools' listserve (see information below), and on the [homepage](#). Community information can be found on the [Community Programs](#) page of this website or in the [Green Backback](#).

Parental Questions, Concerns, or Inquiries

The District values open and direct communication with parents. Parents are encouraged to address their questions or concerns to the person, or office most directly involved in the matter's resolution. When subsequent conversation is deemed necessary the customary "chain of command" should be followed (e.g., teacher to principal to appropriate central office administrator to Board of Education). Those involved in addressing matters that are raised are committed to responding in an appropriate and timely manner.

Please [click here](#) for additional information about **Parental Questions, Concerns, or Inquiries**, and for information about **District Policies and Procedures**.

Parent Resources

Edmodo

Edmodo is the communication spot for teachers, students, and parents. It provides a secure place to connect and collaborate, share content and educational applications, post and access homework, and allow for class discussions. Edmodo is a web-based site that is accessible through any electronic device that supports the web. Edmodo is the important location where all Deer Path Middle School students will find a calendar displaying their homework. It also will be an important digital connection between students, teachers and parents. Parent codes can be obtained from your child's Edmodo page or through classroom teachers. If you have any technical issue or questions, please call the school offices or your Tech Coaches (Amy Lamberti,

Additional Information

[Assignment Database](#)
[Emotional Wellness](#)
[Parent Volunteer Opportunities](#)
[Preschool Screenings](#)
[Registration of New Students](#)

Parent Resource Corner

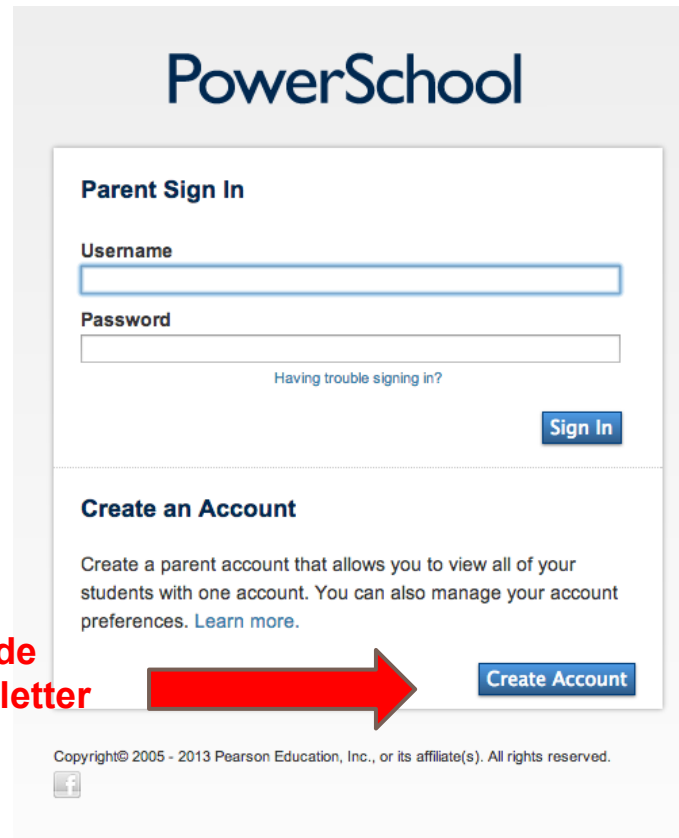
Welcome to our Resource Corner, which includes links of interest to our parents.

[Click here for more information.](#)

Grades = PowerSchool

You must create an account using the letter sent home. If you did not receive this letter stop in The Cube tonight.

**This account code
came home in a letter**



The image shows a screenshot of the PowerSchool website's parent login and account creation interface. At the top, the 'PowerSchool' logo is displayed in a dark blue font. Below the logo, the page is divided into two main sections. The first section, titled 'Parent Sign In', contains a 'Username' field with a blue border, a 'Password' field, a link for 'Having trouble signing in?', and a blue 'Sign In' button. The second section, titled 'Create an Account', includes a brief description of the parent account, a 'Learn more' link, and a blue 'Create Account' button. A large red arrow points from the text 'This account code came home in a letter' to the 'Create Account' button. At the bottom of the page, there is a copyright notice: 'Copyright© 2005 - 2013 Pearson Education, Inc., or its affiliate(s). All rights reserved.' and a small icon.

PowerSchool

Parent Sign In

Username

Password

[Having trouble signing in?](#)

Sign In











Create an Account

Create a parent account that allows you to view all of your students with one account. You can also manage your account preferences. [Learn more.](#)

Create Account

Copyright© 2005 - 2013 Pearson Education, Inc., or its affiliate(s). All rights reserved.

Grade Summaries

Attendance By Class					
	C	T1	Q1	S1	
LA - Core 5		A+	A+	A+	
 Koch, Kirsten		100	100	100	
Science 5		A+	A+	A+	
 Hallstrom, Nancy		100	100	100	
Lunch 5		—	—	—	
 Lunch, Supervisor					
Core Support B		—	—	—	
 Koch, Kirsten					
Core Support B		—	—	—	
 Dahlstrand, Cheryl					
Core Support 5		—	—	—	
 Koch, Kirsten					
Math - Core 5			—	—	
 Cistemino, Lino					
Social Studies 5		A	A	A	
 Bolgrien, Natalie		95	95	95	
Wellness 5		A+	A+	A+	
 Carney, Megan		100	100	100	
FA - Music 5		—	A+	—	
 Hersey, Jean			100		

CLICK IT FOR
MORE
INFORMATION

GRADES

TRIMESTER CORE
CLASSES

QUARTERS
ENCORE CLASSES

Individual Class Grades

Due Date	Category	Assignment	Codes	Score	%	Grd
09/06/2013	HW / CW	Whatzit? Artifact Activity		5/6	83.33	B
09/10/2013	PROJ & WRIT	Artifact Museum		21/22	95.45	A
09/11/2013	HW / CW	9/11 Reflection - Why remember?		5/5	100	A+
09/12/2013	HW / CW	Visitor's Guide from Artifact Museum		6/6	100	A+

Legend

Grades last updated on 09/13/2013

✓ - Collected, ▲ - Late, ■ - Missing, ◆ - Score is exempt from final grade, ✖ - Assignment is not included in final grade

1 - This final grade may include assignments that are not yet published by the teacher. It may also be a result of special weighting used by the teacher.


Pay attention to codes next to individual grades.
The key will assist you.

Set up email notification

Navigation

- Grades and Attendance
- Grade History
- Attendance History
- Email Notification**
- Teacher Comments
- School Bulletin
- Class Registration
- My Calendars
- School Information
- Account Preferences

Email Notifications:

1. 

What information would you like to receive?

- ☒ Summary of current grades and attendance
- ☐ Detail report showing assignment scores for each class.
- ☒ Detail report of attendance.
- ☒ School announcements.
- ☒ Balance Alert (Note: will only be sent when student is low on funds)


How often?


Email Address

Additional Email Addresses
(separate multiple email addresses with commas)

☐ Apply these settings to all your students?

☐ Send now for

2. 

3. 

Edmodo:Classwork/Homework



This tool will be used for educational purposes. The school Acceptable Usage Policy (AUP) applies while using Edmodo.

- Edmodo does not allow private student-to-student messaging- the site will be used to discuss school-related content only & homework postings.



Lake Forest School District 67

Search District 67

Contact Us

DISTRICT HOME

SCHOOLS

SCHOOL BOARD

PARENTS

STAFF

STUDENTS

PARENTS

Calendar
Curriculum
Edline
Food Services
Instant Alert
Pay Fees
PowerSchool Parent
Programs & Services
Transportation

▼ QUICK LINKS

Information for Parents

Parent Programs

The district and APT offer many informative and educational opportunities for parents throughout the year. Outside community organizations, such as LEAD, LDA, and NSSED also offer programs for parents.

Information regarding district, APT and community programs can be found in the weekly email announcements from each schools' listserve (see information below), and on the [homepage](#). Community information can be found on the [Community Programs](#) page of this website or in the [Green Backback](#).

Parental Questions, Concerns, or Inquiries

The District values open and direct communication with parents. Parents are encouraged to address their questions or concerns to the person, or office most directly involved in the matter's resolution. When subsequent conversation is deemed necessary the customary "chain of command" should be followed (e.g., teacher to principal to appropriate central office administrator to Board of Education). Those involved in addressing matters that are raised are committed to responding in an appropriate and timely manner.

Please [click here](#) for additional information about **Parental Questions, Concerns, or Inquiries**, and for information about **District Policies and Procedures**.

Parent Resources

Edmodo

Edmodo is the communication spot for teachers, students, and parents. It provides a secure place to connect and collaborate, share content and educational applications, post and access homework, and allow for class discussions. Edmodo is a web-based site that is accessible through any electronic device that supports the web. Edmodo is the important location where all Deer Path Middle School students will find a calendar displaying their homework. It also will be an important digital connection between students, teachers and parents. Parent codes can be obtained from your child's Edmodo page or through classroom teachers. If you have any technical issue or questions, please call the school offices or your Tech Coaches (Amy Lamberti,

Additional Information

[Assignment Database](#)
[Emotional Services](#)
[Parent Volunteer Opportunities](#)
[Preschool Screenings](#)
[Registration of New Students](#)

Parent Resource Corner

Welcome to our Resource Corner, which includes links of interest to our parents.

[Click here for more information.](#)



Lake Forest School District 67

Search District 67

Contact Us

DISTRICT HOME

SCHOOLS

SCHOOL BOARD

PARENTS

STAFF

STUDENTS

PARENTS

Calendar
Curriculum
Edline
Food Services
Instant Alert
Pay Fees
PowerSchool Parent
Programs & Services
Transportation

▼ QUICK LINKS

APT
Brainstorm
Edmodo
Emergency Information
Food Services
Forms
Google Apps
Pay Fees Online
PowerSchool Parent
Spirit of 67
Outlook Web

Information for Parents

Parent Programs

The district and APT offer many informative and educational opportunities for parents throughout the year. Outside community organizations, such as LEAD, LDA, and NSSD also offer programs for parents.

Information regarding district, APT and community programs can be found in the weekly email announcements from each schools' listserve (see information below), and on the homepage. Community information can be found on the Community Programs page of this website or on the Green Backback.

Parental Questions, Concerns, or Inquiries

The District values open and direct communication with parents. Parents are encouraged to address their questions or concerns to the person, or office most directly involved in the matter's resolution. When subsequent conversation is deemed necessary the customary "chain of command" should be followed (e.g., teacher to principal to appropriate central office administrator to Board of Education). Those involved in addressing matters that are raised are committed to responding in an appropriate and timely manner.

Please [click here](#) for additional information about **Parental Questions, Concerns, or Inquiries**, and for information about **District Policies and Procedures**.

Parent Resources

Edmodo

Edmodo is the communication spot for teachers, students, and parents. It provides a secure place to connect and collaborate, share content and educational applications, post and access homework, and allow for class discussions. Edmodo is a web-based site that is accessible through any electronic device that supports the web. Edmodo is the important location where all Deer Path Middle School students will find a calendar displaying their homework. It also will be an important digital connection between students, teachers and parents. Parent codes can be obtained from your child's Edmodo page or through classroom teachers. If you have any technical issue or questions, please call the school offices or your Tech Coaches (Amy Lamberti,

Additional Information

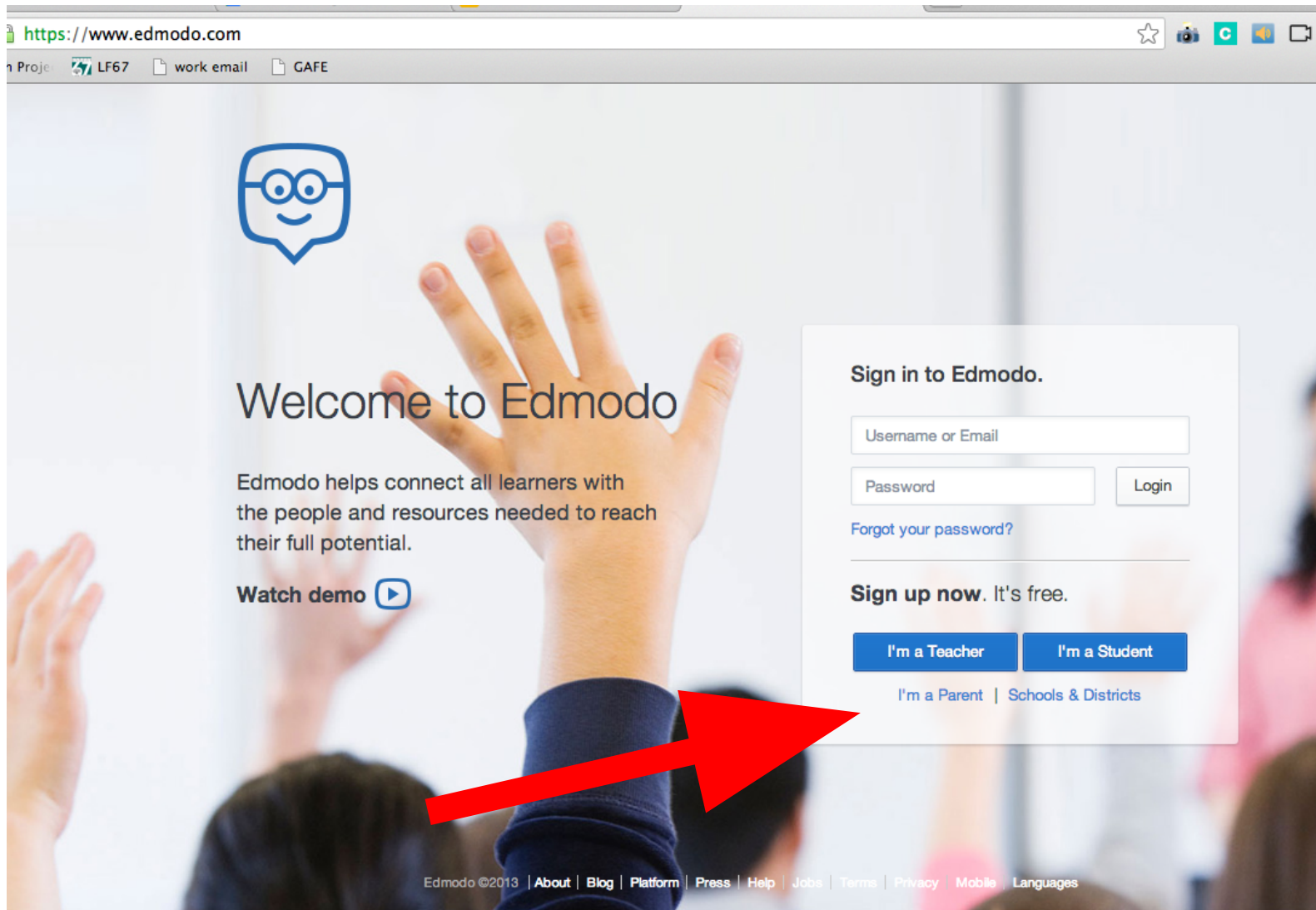
[Assignment Database](#)
[Emotional Wellness](#)
[Parent Volunteer Opportunities](#)
[Preschool Screenings](#)
[Registration of New Students](#)

Parent Resource Corner

Welcome to our Resource Corner, which includes links of interest to our parents.

[Click here for more information.](#)


Homework = Edmodo



The screenshot shows the Edmodo website interface. At the top, the browser address bar displays <https://www.edmodo.com>. Below the address bar, there are navigation links: "n Proje", "LF67", "work email", and "GAFE". The main content area features a blue Edmodo logo (a stylized face with glasses) and the text "Welcome to Edmodo". Below this, a message states: "Edmodo helps connect all learners with the people and resources needed to reach their full potential." A "Watch demo" button with a play icon is also present. On the right side, there is a "Sign in to Edmodo." section with input fields for "Username or Email" and "Password", and a "Login" button. Below the login section, there is a "Sign up now. It's free." section with three buttons: "I'm a Teacher", "I'm a Student", and "I'm a Parent | Schools & Districts". A red arrow points from the bottom left towards the "Sign up now" section.


<https://www.edmodo.com>

n Proje LF67 work email GAFE



Welcome to Edmodo

Edmodo helps connect all learners with the people and resources needed to reach their full potential.

Watch demo 

Sign in to Edmodo.

[Forgot your password?](#)

Sign up now. It's free.

[I'm a Parent](#) | [Schools & Districts](#)

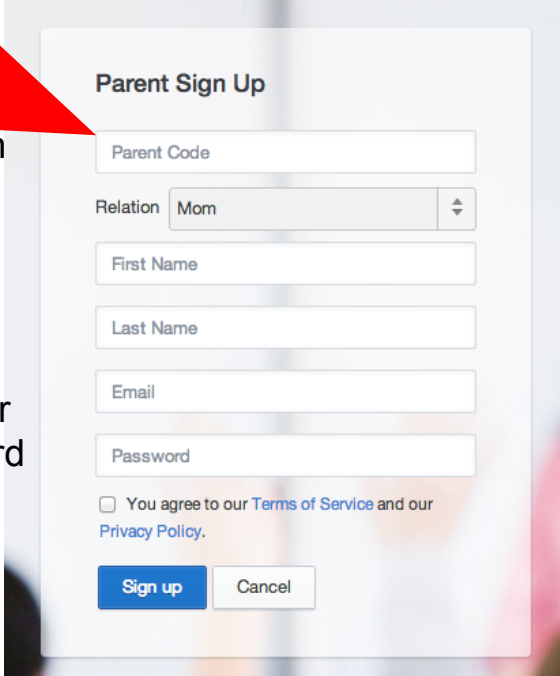

Edmodo ©2013 | [About](#) | [Blog](#) | [Platform](#) | [Press](#) | [Help](#) | [Jobs](#) | [Terms](#) | [Privacy](#) | [Mobile](#) | [Languages](#)

FIRST TIME

parent code is on your childs
edmodo page (left side)

Once you make an
account, you no
longer need this
parent code.

The next time you
just log in with your
email and password
created



Parent Sign Up

Parent Code

Relation Mom

First Name

Last Name

Email

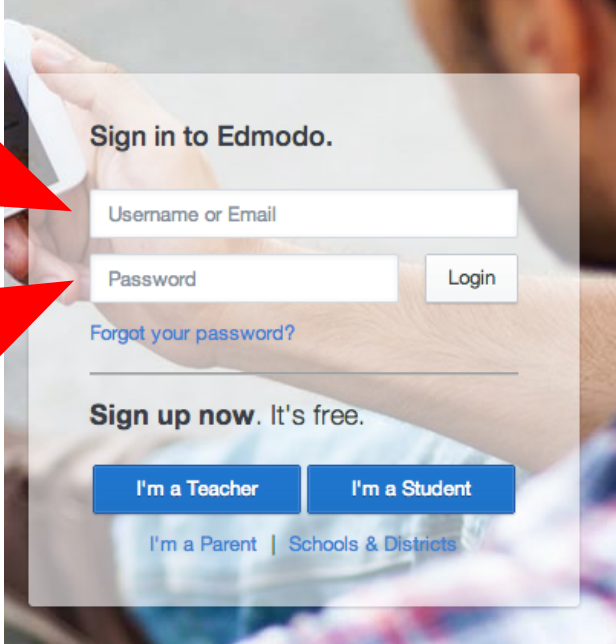
Password

☐ You agree to our [Terms of Service](#) and our [Privacy Policy](#).

Sign up **Cancel**

EVERY TIME

after you
make an



Sign in to Edmodo.

Username or Email




Password **Login**


[Forgot your password?](#)


Sign up now. It's free.

I'm a Teacher **I'm a Student**


[I'm a Parent](#) | [Schools & Districts](#)

[Add a Student](#)Account ▾


**Notifications**




Assignment Due




Late Assignment



New Grade





Upcoming Events



Assignment Comment


Calendar of homework

**Latest Posts**


**Student E. to Mrs. Epcke**

This is a sample we are using.

7 hours ago


**Mrs. Epcke** - Thanks for the message. We can talk about this at school tomorrow. Enjoy your night!

7 hours ago


Students

Student Profile | Grades

Teachers

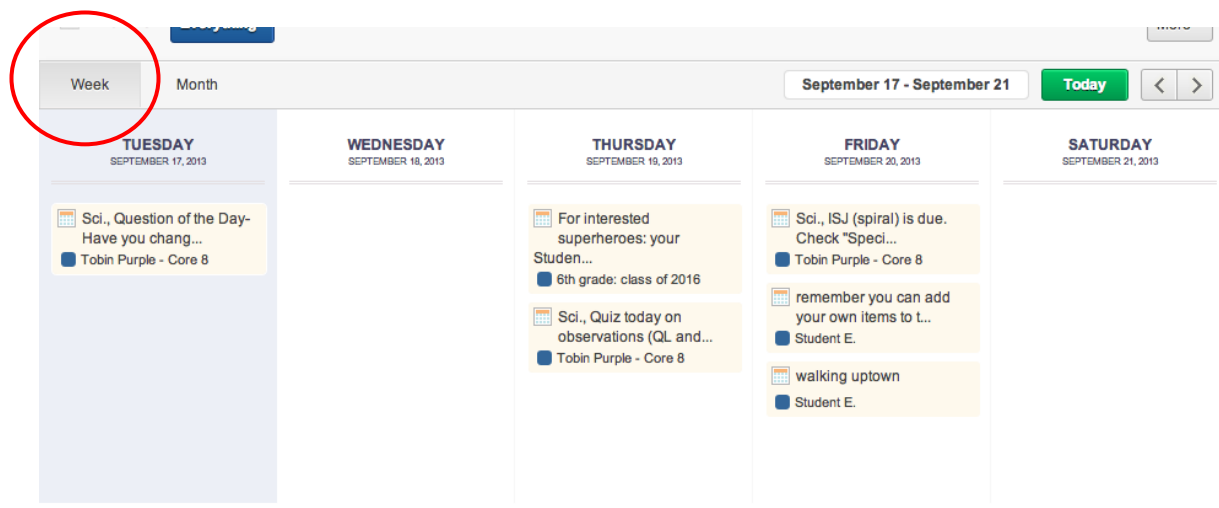


Ms. Colene Hardy
Computer Technology

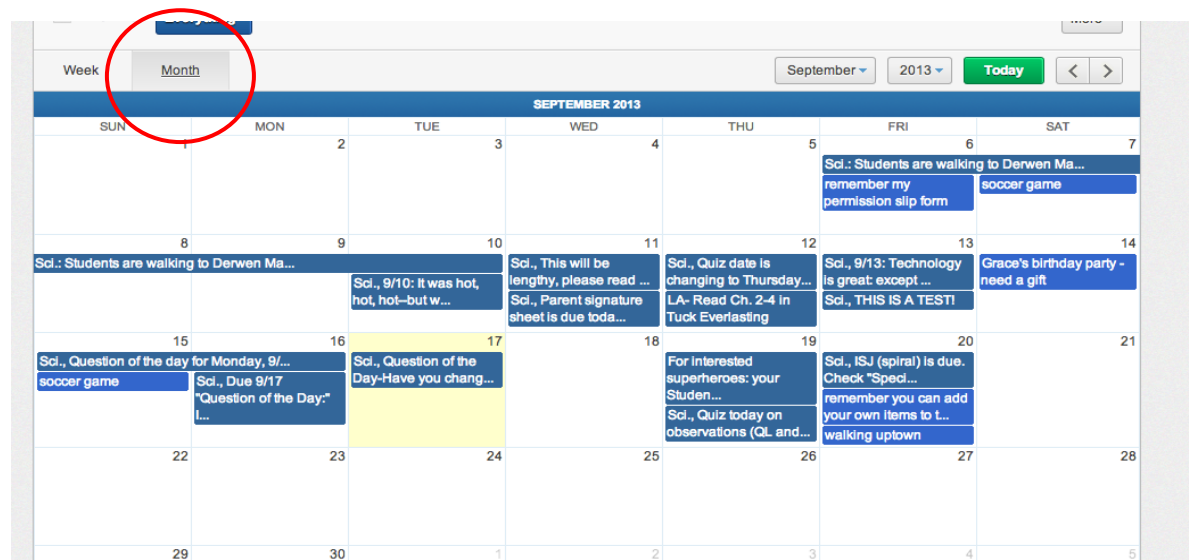


Mrs. Judith Epcke
Computer Technology

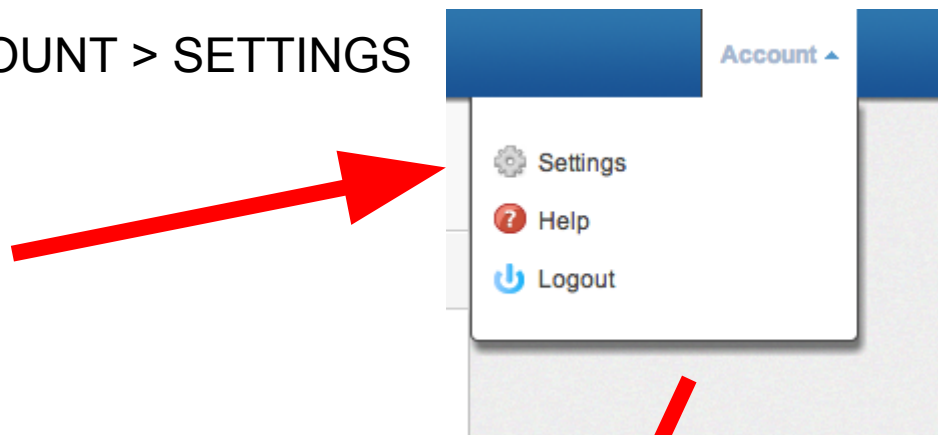
WEEK VIEW
(click assignment
for more details)



MONTH VIEW
(click assignment
for more details)



ACCOUNT > SETTINGS



Account Email & Text Updates Password

[none]
✓ sbinder1953@gmail.com
Text Message

☒ Alerts ☒ Notes ☒ Assignments
☒ Replies

Save Notifications

Check mark all the boxes so information can be sent to you.

You can also receive texts.

Edmodo Takeaway Tips

- Students and parents have different viewing options.
- Students SEE MORE than the parent because it is their tool for connecting anytime, anywhere.
- To contact a teacher, parents must email the teacher.
- Only students can direct message a teacher or the class.